

Apple Valley Woodturners

AAW Chapter in Winchester, Virginia



<https://www.applevalleywoodturners.info>

AAW

AMERICAN ASSOCIATION
OF WOODTURNERS

<http://www.woodturner.org/>

AVW Officers:

President:

Roger Marchant

president@applevalleywoodturners.info

Vice-President:

Mark Zimmerman

vp@applevalleywoodturners.info

Secretary:

Scott Reynolds

secretary@applevalleywoodturners.info

Treasurer:

Mike Fraser

treasurer@applevalleywoodturners.info

Program Director:

Andrea Melillo

progdir@applevalleywoodturners.info

Newsletter Editor:

Steve Halliday

newsletter@applevalleywoodturners.info

Website Director: Open

webmaster@applevalleywoodturners.info

**Find us on
Facebook**



Website

<https://bit.ly/4jXwCHI>



April 2025 Newsletter

Notes from the President

From the Editor

Program Schedule

Meeting Notice and Program

Show-And-Tell

Program Report

Treasurer's Report

Tips and Tricks

Guest Editorial

For Sale/Wanted

Support Our Friends

Benefits of AAW Membership

What's Going On

Virginia Clubs & Events

AVW Membership Renewal Form

Notes from the President

To all,

Wow, I recently had a conversation with Skip, the main guy at NW Works. NW Works had a fundraiser recently and they auctioned a group of five bowls for \$410.00! We should be very proud of the help we can offer NWW. Thanks to all of you for your help. There will be more bowls needed in the future, hopefully everyone can provide at least one bowl to help fulfill our commitment to NWW. More details of the requirements will be provided soon.

As you've seen we now have a good audio-visual system for our meetings. Thank you to Randy and his father-in-law.

It's exciting to see our progress as a club. We have several new members and attendance at meetings has been up a lot. In fact, we had more turners than lathes at our last skills session. Lastly, we are looking at ways to streamline our meetings to allow for more time for the demonstration. That comes from a members input. Thanks to all of you for making our club better

There are still some of you who have not paid your annual dues. Paid membership in the organization is only two-thirds that of 2024. Please pay now or you will be dropped from the mailing list. Go to <https://applevalleywoodturners.info/join-us/>

The Board has been working on a revision of the Bylaws for the organization to bring them into line with the AAW recommendations. The work is almost complete, so watch for a copy in your email. There will be a vote at the May meeting to approve the new Bylaws. Along with revising the Bylaws, the Board has created a Code of Conduct for the members. This will be posted at every meeting and is available on the web site now.

Hope to see all of you soon.

Roger

From the Editor

The newsletter continues to see minor changes and additions. If anyone has any ideas they want to see included, then let me know.

We have now set up a gallery page on the web site so you can supply images of your favorite pieces. A maximum of five (5) pieces for each category. We have created the following categories, but we can add more if you have ideas:

- Bowls
- Boxes
- Hollow Forms
- Miscellaneous
- Pens
- Vases

If you want to supply pictures, you can download the [agreement form](#) and send the form and pictures to webmaster@applevalleywoodturners.info. NOTE: The pictures must be of your own work.

This month, I am announcing a special challenge to all members. As you know, AVW has a booth at the Apple Harvest Festival in September. Last year a couple of us made wooden apples for the club to sell at the event. They all sold, making the club some extra needed cash. This is your chance to help. Make some apples (or other fruit) for the event and bring them to the August meeting and donate them to the club. They can be any size, colored or plain, and you can make one or 101 pieces. If everyone brings and donates at least one apple to the August meeting, we should be able to raise a decent amount of money for the club to help pay for demonstrators etc. Note: the club will also take donations of other turned objects to sell if you have anything to bring. More about that later in the year.

It has been suggested that we have a member spotlight in the newsletter. If you would like to be featured in the newsletter then write 500 – 1000 words about yourself and your involvement with wood turning. Include a photo of yourself and any other items you want us to publish (examples of work, workshop etc.). Send the article to newsletter@applevalleywoodturners.info.

Remember: the deadline for entries for the newsletter is two weeks before the monthly meeting. You can send anything for inclusion in the newsletter to me at newsletter@applevalleywoodturners.info.

Program Schedule

The Apple Valley Woodturners Mission is:

“To educate our members, other woodturners, and the public in and about the art and craft of woodturning.”

The meetings take place on the third Saturday of the month at NW Works, Inc. starting at 9:00 am and usually comprise the following events:

- Meeting Notices etc.
- Show and Tell (bring your latest turnings to share with the members) including the challenge for the month.
- Raffle and “Win one – Turn one” (We have a “win one – turn one” raffle where, if you want to participate, you get a free ticket and if your ticket is drawn, you win the piece turned by someone else – BUT – you agree to bring a piece the following month to be raffled.)
- Demonstration

The demonstrators currently booked for 2025 are:

April: Mark Wertheimer. Turning a bowl from a slab with a workshop during skills day the following weekend.

May: David Fry/Auction of woodworking tools (don't forget to tell the president of your intent to provide tools for auction)

June: Mike Sorge – Trillium Floral Box

July: Mike Fraser – Christmas comes early with Christmas ornaments. Get ready for the ornament exchange in December.

August: Joe Lehman from the Department of Forestry - Urban forestry

September: No meeting – Apple Harvest Festival – volunteers needed

October: Roger Marchant (our president) will talk about and demonstrate how to core a bowl using the Woodcut Coring system. Skills session will be a battle tops workshop

November: Jason Breach - Japanese Box. This is an IRD (Interactive Remote Demo) and it will start promptly at 10:00am (Jason is in the UK, so we will start promptly). To learn more about Jason you can visit his website at <https://www.jasonbreach.co.uk/>, or his bio and examples of his work on the The Worshipful Company of Turners website - <https://turnersco.com/craft/awards/yeoman-programme/jason-breach/>.

December: Battle tops, ornament exchange, Dinner and Business Meeting.

The Saturday following the meeting is a skills event. Meeting at the same place, at 9:00 am, this is your chance to bring that troublesome piece and get some expert advice on how to solve your problem. Occasionally this session is used to hold a hands-on session to follow on from the meeting demonstration. There may be a small charge for this, and numbers are limited to the number of available lathes, so sign up early.

April Meeting Notice and Program

The April meeting will be held on April 19 at:

NW Works, Inc.
3085 Shawnee Dr,
Winchester, VA 22601

The meeting will start promptly at 9:00am and usually is done by noon. The doors will be open from 8:30am for people to come in and chat. There is often a group heading out for a sandwich after the meeting, so plan on joining them if you can.

- Business notices, announcements etc.
- Show and Tell (bring your latest turnings to share with the members) including the Easter challenge for the month.
- Raffle and “win one – turn one”
- Monthly Demo – Mark Wertheimer will demonstrate turning a bowl from a slab. Mark will host a workshop during skills day the following weekend.

Show-And-Tell

The March meeting featured Rich Vossler – making a bowl and finishing techniques with CA glue. The Challenge for March was a tea-light holder.

Every month at the main meeting, attendees are encouraged to bring their turned items to show the rest of the attendees. Also, every month we have a club challenge. This is your chance to participate and show everyone your view of things. It is not compulsory and there are always lots of ways to meet the challenge. The challenges set so far are:


April: Something Easter related – an egg, an easter basket etc.

May: A Wand – A great chance to practice your spindle turning (and your skew use!). Wand can be any size, and any style.

Challenges are usually announced at the meeting prior so there is a full month to get the piece made.

Program Report

The March meeting was well attended with a lot of people participating in the challenge for the month. The photos above show many of the tea-light holders plus other items brought for show and tell. Rich's demonstration of a bowl with a CA finish was very interesting and very thorough.





Treasurer's Report

We will usually include a report from the Treasurer each month so that you are aware of the financial state of the club.

Beginning Bank Balance (34/1/2025)	\$5269.87
Deposits	\$ 440.00
Checks/EFT	\$ 330.76
Ending Bank Balance	\$ 5369.11
Pending Deposits:	\$ 5.00
Cash for Change:	\$ 50.00
PayPal Balance	\$ 568.81
Total on hand	\$ 5928.68
Paid members as of 2/5/25	44

Tips and Tricks

If you have a tip or trick you would like to share, send it to newsletter@applevalleywoodturners.info.

Guest Editorial

If you would like to write an article or editorial for the newsletter, let us know. It must be woodturning related. This month we have an article written by Mike Fraser.

Little & Big!


Most of you think of me as the guy who only does small stuff. And in general, you are correct, but you might be surprised that I have also turned a piece larger in diameter than anyone else in the Club.

Some years ago (2017 iirc) I received a request to turn a frame for a large domed mirror from my friend, Peter Miller. The mirror was to be 30" in diameter with a frame width of 4". Where does one get a blank of almost 40" in diameter? In today's world, you can't without mortgaging your house.

I created a segmented, two-layer blank of just over 38" diameter as shown in the following photos.


I first created a 38" faceplate by first band sawing and turning a $\frac{3}{4}$ " MDF disk and bolting it to an 8" faceplate.

Starting with a poplar board, 1" x 5", I created 36 segments with each side angled at 5 deg (360 deg/36 segments/2 sides = 5 deg). Here is the first layer dry fit on the faceplate.




Notice the band clamps holding it together. It took 12 feet of clamps, to create one that would fit. As setting 5 deg exactly is difficult, a trick is to cut four segments extra. Two at 4.5 deg and two at 5.5 deg. This allows for correction of any resulting gaps. Once the ring is shown to fit properly, it is then glued up, first 2x2, then 4x4, then 8 in each quarter.





is point, you dry fit once again, substituting wider or narrower pieces to eliminate gaps then complete gluing the ring.



A single ring would be weak at the joints & not thick enough, so do the preceding steps to create a second ring. Each ring must be flat to glue together. That is done by passing the mating sides across a drum sander while supporting the outboard portion on roller stands.





Glue the rings with the joints offset to provide strength. Notice the index mark under the “9”. For the glue up, make sure you have your clamps adjusted and close at hand BEFORE you start spreading the glue. (And how do I know that!). Clamp the rings including the faceplate. Alternate sides to permit adjustment for the same hangover all around.



After the glue is well cured, screw the back of the frame to the faceplate with a screw each 45 deg into the thickest part of the frame.

The piece was turned on a 20” Powermatic with the headstock slid to the end of the ways over a dropped extension. This provided a total clearance of 19 ½”.



Turning was done at about 200 RPM to keep the surface speed in a safe range.

Here is the final product after Peter did his magic by gilding the frame, and the mirror.



Mike Fraser

For Sale/Wanted

List your surplus woodturning related equipment or your needs here.

Wanted – A drum sander. Looking for something that will take up to 16-inch boards in one or two passes.
Contact Steve Halliday – sghalliday@gmail.com

Support Our Friends



<http://www.mcfarlandsmill.com>

161 Woodchuck Lane, Winchester, VA 22602

mcfarlandsmill@comcast.net

Phone: (540) 667-2272 FAX: (540) 722-6261

Hours: Mon-Wed, Fri 7:00-3:30; Thu 7:00-6:00; Sat 8:00-1:00

We all know and appreciate what McFarland's Mill does for our club. Please stop by to thank them for their help and, even better, purchase your turning supplies from them to support them for supporting us! Stephanie and Robert will appreciate your patronage, for sure.

In case you don't already know, they carry a variety of items from the Rockler catalog and, if they do not have something in stock, they will order it for you (sale prices, discounts, and specials apply) and you will not have to pay for shipping -a good deal! Contact Stephanie by phone or email.

Joe Lehnen
Forest Utilization & Marketing Specialist

Virginia Department of Forestry
Charlottesville - Headquarters
900 Natural Resources Drive
Charlottesville, VA 22903

O: 434-977-6555
C: 434-987-8722
joe.lehnen@dof.virginia.gov
www.dof.virginia.gov



Shane Wagoner, 540-364-2401
P.O. Box 398, Marshall, VA 20116

Benefits of AAW Membership

AVW is a Chapter of the American Association of Woodturners (AAW), the largest organization for woodturners in the world. You can enjoy a free 60-day trial membership by going to <http://www.woodturner.org>. In addition to home delivery of their award-winning bimonthly publications, American Woodturner and FUNDamentals, there is always something new to learn and discover on the AAW web site.

What's Going On

AAW Symposium 2025:

Every year the AAW holds a symposium with many demonstrators from around the world along with vendors for you to buy that new toy! The 2025 Symposium will be June 12-15, 2025, at the Saint Paul RiverCenter in St. Paul MN. Registration is already open, and you can get early bird pricing until April 11, 2025. For more information including a list of the demonstrators already confirmed and the hotel information go to:

https://www.aawsymposium.org/?utm_medium=web&utm_source=woodturner_org&utm_campaign=2025symposium&utm_content=registration

For the last few years, AAW have offered the chance to attend virtually with a limited number of demonstrations available to watch from the comfort of your home. Details are not available yet but keep watching the AAW web site.

Mid Atlantic Woodturning Symposium

Date: 09/19/25 - 09/21/25

Location: The Lancaster Marriott / Convention Center at Penn Square

Address: 25 S Queen St, Lancaster, PA 17603

Phone:(717) 239-1600

Other symposiums:

April 11-12 Midwest Penturners' Gathering, Chicago Marriott Northwest, Hoffman Estates, IL

May 3-4 Alaska Woodturners Symposium, Anchorage, AK

August 22-24 Southwest Association of Turners Symposium, Waco Convention Center, Waco, Waco TX

Sept 19-21 Rocky Mountain Woodturning, Loveland, CO

Sept 20-21 Apple Harvest, Clearbrook Fairgrounds, (AVW is participating)

Sept 26-28 Segmented Woodturning Symposium, Crown Plaza Hotel, Northbrook, IL

Virginia Clubs & Events

Catoctin Area Turners

Areas served: Serving western Loudoun County, Maryland

Contact: https://www.catoctinareeturners.org/content.aspx?page_id=4&club_id=779723

Meetings: Thursday before the 3rd Saturday each month, 6:30-? pm at the Leesburg Volunteer Fire Department, 215 W. Loudoun Street, Leesburg, VA (Note: See web site for meeting exceptions in January and July.)

Web: <https://www.catoctinareeturners.org/>

Capitol Area Woodturners

Areas served: Northern VA, DC, and MD.

Contact: <https://capwoodturners.org/membership/#contact>

Meetings: Pimmit Hills Center located at 7510 Lisle Ave, Falls Church VA 22043... second Saturday of each month, 8:00 am for "Social & Donuts", 8:30 am for show and tell and 9:00 am for business meeting and demo.

Web: <http://www.capwoodturners.org/>

Central Virginia Woodturners

Areas served: from Charlottesville to Staunton to Harrisonburg.

Contact: <https://centralvawoodturners.org/contact-us/>

Meetings: Third Tuesday of each month, 6:30-9:00 pm, at the Crimora Community Center, 1648 New Hope and Crimora Road, Crimora, VA 24431,

Web: <http://www.centralvawoodturners.org/>

Mid-Maryland Woodturners Club

Areas served: Serving the Frederick, Maryland area.

Contact: https://www.mmwtc.org/content.aspx?page_id=4&club_id=840995

Meetings: Wednesday before the third Saturday of each month at 6:45 pm at Bethel Lutheran Church, 9664 Opossumtown Pike, Frederick MD 21702

Web: <http://www.mmwtc.org/>

Tidewater Turners

Areas served: Serving the Norfolk, Virginia, area.

Contact: tidewaterturners@gmail.com

Meetings: Fourth Tuesday of each month, 6:30-8:30 pm, at the Woodcraft of Norfolk/Virginia Beach 5802 E. Virginia Beach Blvd, Suite 152, Norfolk, VA 23502

Web: <http://tidewaterturners.net/>

Woodturners of the Virginias

Areas served: Serving the foothills of the Shenandoah Valley and neighboring West Virginia

Contact: <https://woodturnersofthevirginias.org/contact2/>

Meetings: First Saturday of each month, 9:00 am at Peter Shoemaker's "Phoenix Shop" at 5906 Main St., Mount Jackson, VA.

Web: <http://www.woodturnersofthevirginias.org/>

AVW Membership Renewal Form

Membership Type (check one): Individual (\$40) _____ Family (\$45) _____

(check one): New _____ Renewal _____

Name: _____

Address: _____

City, State, ZIP: _____

Phone: (____) ____ - ____ Alt. Phone: (____) ____ - _____

Email: _____

Emergency Contact Name: _____

Contact Phone: (____) ____ - _____

AAW Member (yes/no): _____

Active-duty Military (yes/no)? _____ (\$20) Branch? _____

Already a member of an AAW affiliate club (yes/no)? _____ (\$20 discount on Individual and family))

Club name: _____

Check #: _____ Amount: _____ Date: _____

Mail form to the Treasurer with Check or contact treasurer@applevalleywoodturners.info for other payment methods.

Mike Fraser
329 Russell Road
Berryville. VA. 22611