

Apple Valley Woodturners

AAW Chapter in Winchester, Virginia



<https://www.applevalleywoodturners.info>



<http://www.woodturner.org/>

AVW Officers:

President:

Roger Marchant

president@applevalleywoodturners.info

Vice-President:

Mark Zimmerman

vp@applevalleywoodturners.info

Secretary:

Scott Reynolds

secretary@applevalleywoodturners.info

Treasurer:

Mike Fraser

treasurer@applevalleywoodturners.info

Program Director:

Andrea Melillo

progdir@applevalleywoodturners.info

Newsletter Editor:

Steve Halliday

newsletter@applevalleywoodturners.info

Website Director:

Mark Zimmerman

webmaster@applevalleywoodturners.info

Find us on
Facebook



Website

<https://bit.ly/4jXwCHI>



Sept 2025 Newsletter

Notes from the President

From the Editor

Program Schedule

Meeting Notice and Program

Show-And-Tell

Program Report

Treasurer's Report

Tips and Tricks

YouTube Suggestions

Guest Editorial

For Sale/Wanted

Support Our Friends

Benefits of AAW Membership

What's Going On

Virginia Clubs

AVW Membership Renewal Form

Notes from the President

We finished the bowls we agreed on and turned them over to NWW. Great work everybody.

We have a lot of apples, turned ones I mean. That will help our coffers and help us recruit new turners.

We were able to scrounge up an extension and a leg set for our 12/24 jet lathes. Good sleuthing Jeff.

Video and sound system are in the works.

Turn Safe

Roger

From the Editor



Great response from the membership at the last meeting (August). Many of you made bowls for the NWWorks auction as well as Apples to be sold at the Apple Harvest Festival. I believe there were more than 30 bowls on the table and a few more were still to come. The clients at NWWorks will be finishing the bowls in the next few weeks to be ready for the auction.

The apples will all be at the Apple Harvest Festival. More than 40 apples at \$10 each should bring in a nice amount for the club funds. Well done to everyone who participated.

The latest edition of the Professional Turner from the Register of Professional Turners is now available to read at

https://issuu.com/rpturners/docs/the_professional_turner_public_edition_september_2

Don't forget to send in your entries for the gallery pages on the web site. Download the [agreement form](#) and send the form and pictures to webmaster@applevalleywoodturners.info. NOTE: The pictures must be of your own work.

Remember: the deadline for entries for the newsletter is two weeks before the monthly meeting. You can send anything for inclusion in the newsletter to me at newsletter@applevalleywoodturners.info.

Program Schedule

The Apple Valley Woodturners Mission is:

“To educate our members, other woodturners, and the public in and about the art and craft of woodturning.”

The meetings take place on the third Saturday of the month at NW Works, Inc. starting at 9:00 am and usually comprise the following events:

- Meeting Notices etc.

- Show and Tell (bring your latest turnings to share with the members) including the challenge for the month.
- Raffle and “Win one – Turn one” (We have a “win one – turn one” raffle where, if you want to participate, you get a free ticket and if your ticket is drawn, you win the piece turned by someone else – BUT – you agree to bring a piece the following month to be raffled.)
- Demonstration

The demonstrators currently booked for 2025 are:

September: No meeting – Apple Harvest Festival – volunteers needed see Roger or Mark. The skills session is tentatively set to be about sharpening.

October: Tim Gregory will demonstrate how to make a pepper mill. Skills session will be a battle tops workshop

November: Jason Breach - Japanese Box. This is an IRD (Interactive Remote Demo) and it will start



promptly at 10:00am (Jason is in the UK, so we will start promptly). To learn more about Jason you can visit his website at

<https://www.jasonbreach.co.uk/>, or his bio and examples of his work on The Worshipful Company of Turners website - <https://turnersco.com/craft/awards/yeoman-programme/jason-breach/>.

December: Battle tops, ornament exchange, Dinner and Business Meeting.

2026 Demonstrators currently booked.




January (on a Monday night, January 19) – Emma Cook.

From England, Emma is a very talented woodturner. Known as the Tiny Turner, she is currently the chair of the UK Register of Professional Turners

(<https://www.registerofprofessionalturners.co.uk/>) and is a Freeman of the Worshipful Company of Turners

(<https://turnersco.com/>). You can visit her web site at <https://www.thetinyturner.co.uk/>



October – Stewart Furini.

Best known for his decorated pieces, Stewart is a member of the UK Register of Professional Turners

(<https://www.registerofprofessionalturners.co.uk/>). His web site is <https://www.stewartfuriniwoodturning.co.uk/>

The Saturday following the meeting is a skills event. Meeting at the same place, at 9:00 am, this is your chance to bring that troublesome piece and get some expert advice on how to solve your problem. Occasionally this session is used to hold a hands-on session to follow on from the meeting

demonstration. There may be a small charge for this, and numbers are limited to the number of available lathes, so sign up early.

September Meeting Notice and Program

There will be NO meeting in September. This is the weekend of the Apple Harvest Festival. The next meeting will be the October Meeting. There will be a Skills session on 27 September.

Show-And-Tell

Every month at the main meeting, attendees are encouraged to bring their turned items to show the rest of the attendees. Also, every month we have a club challenge. This is your chance to participate and show everyone your view of things. It is not compulsory and there are always lots of ways to meet the challenge. The Challenge for August was fruit. The challenges set so far are:

September: No challenge as there is NO MEETING.

October: A chance for something different that everyone can participate in. The challenge is “**Big and Little**”. You must make two nearly identical items, though one should be large and the other small. Think bowls, candle sticks, vases, etc. Your choice.

Challenges are usually announced at the meeting prior so there is a full month to get the piece made.

Program Report

The August meeting was very well attended with a lot of people participating in the challenge for the month. The photos below show the items brought for show and tell. The meeting demo was done by Joe Lehnen from the Department of Forestry. Joe showed the Department is working with the various organizations to capture “urban wood”. This refers to any product created from trees that are not harvested from larger rural forest landscapes. The Department has had a lot of success with some state entities (towns, counties, etc.) but less with private organizations. His slide show has been sent out to all members, so feel free to use the links in the PDF for more information.





Treasurer's Report


We will usually include a report from the Treasurer each month so that you are aware of the financial state of the club.

Beginning Bank Balance (8/1/2025)	\$ 6337.33
Deposits	\$ 270.00
Checks/EFT Cleared	\$ 0.00
Ending Bank Balance	\$ 6607.33
Checks Pending	\$ 1586.52
Pending Deposits:	\$ 0.00
Cash for Change:	\$ 50.00
PayPal Balance	\$ 630.56
Total available	\$ 5701.37


Tips and Tricks

This month's tip is provided by Dennis J. Dantro:

A suggestion to reduce or eliminate chatter and vibration while turning.



Do you get chatter and vibration when turning a blank that is larger than your faceplate?



I made several support blocks of various diameters, 4, 5, 5 1/2, 6 and 8 inch. Some are screwed to the faceplate. Others have a tenon to fit my chucks.



Most support blocks are relatively thick. The thickness provides enough mass to reduce vibration and chatter while you are cutting.



The work piece is mounted to the support block so that the largest cutting diameter is fully supported. The work piece is hot glued to the support block and (if needed) I use the tail stock for additional support.



With full support I am able to accurately turn the work piece to the proper size with no tear out.



Here is the end result. I turned 13 six-inch diameter bases for night lights.

If you have a tip or trick you would like to share, send it to newsletter@applevalleywoodturners.info.

YouTube Suggestions

Some YouTube feeds from other clubs – Part 1:

<https://www.youtube.com/@GuildofNewHampshireWoodworkers>

<https://www.youtube.com/@northwestwoodturners-nwwt6207>

<https://www.youtube.com/@frontrangewoodturners2098>

<https://www.youtube.com/@jaxturners>

Send me your favorite YouTube channels.


Guest Editorial

This month an article from Steve Halliday:

Laser Guide for Bandsaw

Recently I saw a laser guide on a bandsaw. The laser produced a line in the direction of the cut showing what would be the actual cut line. My bandsaw does not have this feature, and I thought it would be a great thing to have for some of the work I have planned. A quick look on Amazon showed that I was looking at \$150 - \$250. Way too much for the occasional use I had in mind.

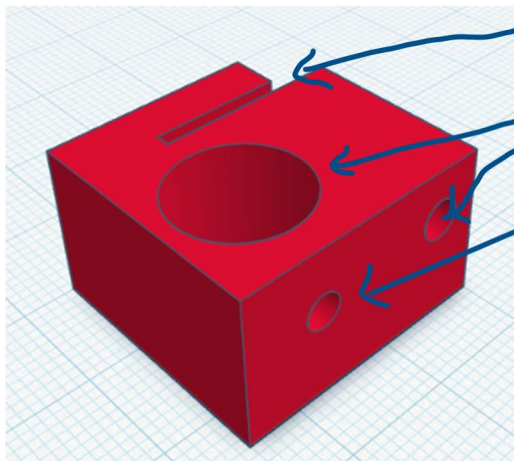
So, I started thinking about the idea and decided that I could probably make one for a lot less. Another search on Amazon came up with a laser module that produces a line for less than \$10. It is battery operated so I also needed a battery case – another \$10 though I could probably have made something instead of buying it, but the Amazon module had an on/off switch built in. Both items arrived in two days and now I just needed a way to mount the laser.



As I own a 3D printer (a Creality Ender-5 S1), I decided to design a mount for the unit. I spent a short amount of time looking at my bandsaw to decide where to mount the laser. The saw has a shield around the blade just above the guide blocks. This moves with the saw height adjustment, and I decided this would give me the best mounting option.



The shield is made from approx. 1/16" metal and so I decided to use the edge of this to hook the mount on. I use Tinkercad (<https://www.tinkercad.com/>) for my simple designs. This CAD program is free for hobby use and over the years I have designed many items using the software. It is all web based, so you don't have to download anything.



Slot to clip over shield

12mm hole for the laser module

Hole for screw mount

Screw hole to hole to hold laser module, not really needed as the fit is good, but this is a good safety measure.



The block took me about an hour to design and test. (I made a test piece, only a few mm high, to check the laser hole diameter and the fit on the shield.)

The unit fits great. I was able to mount the battery pack above the laser on the case of the saw with Velcro and it works really well. But.



The case where I have mounted the battery pack is the top part of the saw that opens when you change the blade. I needed a quick way to disconnect the battery from the laser module. I did not have any connectors that are small enough to do this, so back to Amazon where the choice is massive. After reading the reviews of some of the connectors, I settled on this one, definitely overkill for what I needed, but it is very sturdy and allows me to repeatedly connect without any fear of the connector failing. Many of the connectors come in packs of 10, 20 or even 50. I needed one! The pack I have includes 5 connectors and so I paid a little bit more than I could

have, but the reviews for this connector were much more positive. So, another \$7.00.



The final unit is great. For less than \$30, I have a laser guide that will help me as I start on some of the new turning projects I have in mind.

If you would like to write an article or editorial for the newsletter, let us know. It must be woodturning related.

For Sale/Wanted

List your surplus woodturning related equipment or your needs here.

Support Our Friends



<http://www.mcfarlandsmill.com>

161 Woodchuck Lane, Winchester, VA 22602

mcfarlandsmill@comcast.net

Phone: (540) 667-2272 FAX: (540) 722-6261

Hours: Mon-Wed, Fri 7:00-3:30; Thu 7:00-6:00; Sat 8:00-1:00

We all know and appreciate what McFarland's Mill does for our club. Please stop by to thank them for their help and, even better, purchase your turning supplies from them to support them for supporting us! Stephanie and Robert will appreciate your patronage, for sure.

In case you don't already know, they carry a variety of items from the Rockler catalog and, if they do not have something in stock, they will order it for you (sale prices, discounts, and specials apply) and you will not have to pay for shipping -a good deal! Contact Stephanie by phone or email.

Joe Lehnen
Forest Utilization & Marketing Specialist

Virginia Department of Forestry
Charlottesville - Headquarters
900 Natural Resources Drive
Charlottesville, VA 22903

O: 434-977-6555
C: 434-987-8722
joe.lehnen@dof.virginia.gov
www.dof.virginia.gov



**BARTLETT
TREE EXPERTS**

SCIENTIFIC TREE CARE SINCE 1907

Shane Wagoner, 540-364-2401
P.O. Box 398, Marshall, VA 20116

Benefits of AAW Membership

AVW is a Chapter of the American Association of Woodturners (AAW), the largest organization for woodturners in the world. You can enjoy a free 60-day trial membership by going to

<http://www.woodturner.org>. In addition to home delivery of their award-winning bimonthly

publications, American Woodturner and FUNdamentals, there is always something new to learn and discover on the AAW web site.

What's Going On

Mid Atlantic Woodturning Symposium <https://mawts.com/event/>

Date: 09/19/25 - 09/21/25

Location: The Lancaster Marriott / Convention Center at Penn Square

Address: 25 S Queen St, Lancaster, PA 17603

Phone:(717) 239-1600

Other symposiums:

August 22-24	Southwest Association of Turners Symposium, Waco Convention Center, Waco, Waco TX
Sept 13-14	Long Island Woodworkers 27th Annual Woodworking Show, Cradle of Aviation Museum in Garden City, NY
Sept 19-21	Rocky Mountain Woodturning, Loveland, CO
Sept 20-21	Apple Harvest, Clearbrook Fairgrounds, (AVW is participating)
Sept 26-28	Segmented Woodturning Symposium, Crown Plaza Hotel, Northbrook, IL
October 10-12	Ohio Valley Woodturners Guild Symposium 2025 West Harrison, IN
Jan 9-10, 2026	SW Florida Wood Art Expo Charlotte Harbor Event Center Punta Gorda, FL
Jan 30-31, 2026	Tennessee Association of Woodturners 2026 Symposium Franklin Marriott Hotel and Convention Center Franklin, TN
Feb 20-22, 2026	Florida Woodturning Symposium RP Funding Center Lakeland, FL
June 4-7, 2026	AAW Symposium, Raleigh, NC,

Virginia Clubs

Catoctin Area Turners

Areas served: Serving western Loudoun County, Maryland

Contact: https://www.catoctinareaturners.org/content.aspx?page_id=4&club_id=779723

Meetings: Thursday before the 3rd Saturday each month, 6:30-? pm at the Leesburg Volunteer Fire Department, 215 W. Loudoun Street, Leesburg, VA (Note: See web site for meeting exceptions in January and July.)

Web: <https://www.catoctinareaturners.org/>

Capitol Area Woodturners

Areas served: Northern VA, DC, and MD.

Contact: <https://capwoodturners.org/membership/#contact>

Meetings: Pimmit Hills Center located at 7510 Lisle Ave, Falls Church VA 22043... second Saturday of each month, 8:00 am for "Social & Donuts", 8:30 am for show and tell and 9:00 am for business meeting and demo.

Web: <http://www.capwoodturners.org/>

Central Virginia Woodturners

Areas served: from Charlottesville to Staunton to Harrisonburg.

Contact: <https://centralvawoodturners.org/contact-us/>

Meetings: Third Tuesday of each month, 6:30-9:00 pm, at the Crimora Community Center, 1648 New Hope and Crimora Road, Crimora, VA 24431,

Web: <http://www.centralvawoodturners.org/>

Mid-Maryland Woodturners Club

Areas served: Serving the Frederick, Maryland area.

Contact: https://www.mmwtc.org/content.aspx?page_id=4&club_id=840995

Meetings: Wednesday before the third Saturday of each month at 6:45 pm at Bethel Lutheran Church, 9664 Opossumtown Pike, Frederick MD 21702

Web: <http://www.mmwtc.org/>

Tidewater Turners

Areas served: Serving the Norfolk, Virginia, area.

Contact: tidewaterturners@gmail.com

Meetings: Fourth Tuesday of each month, 6:30-8:30 pm, at the Woodcraft of Norfolk/Virginia Beach 5802 E. Virginia Beach Blvd, Suite 152, Norfolk, VA 23502

Web: <http://tidewaterturners.net/>

Woodturners of the Virginias

Areas served: Serving the foothills of the Shenandoah Valley and neighboring West Virginia

Contact: <https://woodturnersofthevirginias.org/contact2/>

Meetings: First Saturday of each month, 9:00 am at Peter Shoemaker's "Phoenix Shop" at 5906 Main St., Mount Jackson, VA.

Web: <http://www.woodturnersofthevirginias.org/>

AVW Membership Renewal Form

Membership Type (check one): Individual (\$40) _____ Family (\$45) _____

(check one): New _____ Renewal _____

Name: _____

Address: _____

City, State, ZIP: _____

Phone: (____) ____ - ____ Alt. Phone: (____) ____ - _____

Email: _____

Emergency Contact Name: _____

Contact Phone: (____) ____ - _____

AAW Member (yes/no): _____

Active-duty Military (yes/no)? _____ (\$20) Branch? _____

Already a member of an AAW affiliate club (yes/no)? _____ (\$20 discount on Individual and family))

Club name: _____

Check #: _____ Amount: _____ Date: _____

Mail form to the Treasurer with Check or contact treasurer@applevalleywoodturners.info for other payment methods.

Mike Fraser
329 Russell Road
Berryville. VA. 22611